



Summer Night Shawl

No. 1026-203-7389

Skill level: Experienced

Measurements: 250 cm x 116 cm

Crochet hook: 4 mm

Yarn: Sultan Deluxe

Baltic Amber (#14) - 1 skein

Abbreviations:

ch - chain

st - stitch

sc - single crochet

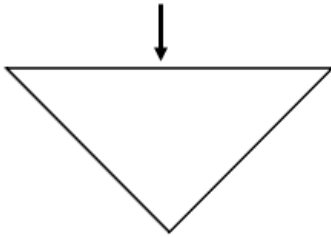
dc - double crochet

trb - treble crochet

Buy your yarn here:

<http://shop.hobbii.com/summer-night-shawl>

Turn your shawl after each row!



Start: ch 4 and join with a slip stitch

Row 1: ch 4 (counts at the beginning as 1 dc and 1 ch), 5 dc into the ring,
ch 2 = middle
 5 dc into the ring, ch 1, dc into the ring

Row 2: ch 4, 2 dc into the ch-space, dc in next 5 stitches,
(2 dc, ch 2, 2 dc) into the ch-space = middle
 dc in next 5 stitches, 2 dc into the ch-space, ch 1, dc into the ch-space

Row 3: ch 4, 2 dc into the ch-space, ch 2, skip 4,
 (1 dc, ch 5, 1 dc) in next stitch, ch 2, skip 4,
(2 dc, ch 2, 2 dc) into the ch-space = middle
 ch 2, skip 4,
 (1 dc, ch 5, 1 dc) in next stitch, ch 2, skip 4, 2 dc into the ch-space, ch 1, dc into the ch-space

Row 4: ch 4, 3 dc into the ch-space, skip 1, sc in next stitch, skip 2 ch and 1 dc, 9 trb into the
 ch-space, skip 1 dc and 2 ch, sc in next stitch, skip 1,
(3 dc, ch 2, 3 dc) into the ch-space = middle
 skip 1, sc in next stitch, skip 2 ch and 1 dc, 9 trb into the ch-space, skip 1 dc and 2 ch, sc in
 next stitch, skip 1,
 3 dc into the ch-space, ch 1, dc into the ch-space

Row 5: ch 4, 2 dc into the ch-space, dc in next stitch, ch 7, skip (2 dc, 1 sc and 4 trb),
 (1 dc, ch 5, 1 dc) in next stitch, ch 7, skip (4 trb, 1 sc and 2 dc), dc in next stitch,
(2 dc, ch 2, 2 dc) into the ch-space = middle
 dc in next stitch, ch 7, skip (2 dc, 1 sc and 4 trb),
 (1 dc, ch 5, 1 dc) in next stitch, ch 7, skip (4 trb, 1 sc and 2 dc), dc in next stitch, 2 dc into the
 ch-space, ch 1, dc into the ch-space

Row 6: ch 4, 2 dc into the ch-space, 5 trb in next stitch,
 skip 2 dc, sc into the ch-space of 7,
 skip 1 dc, 9 trb into the ch-space of 5,
 skip 1 dc, sc into the ch-space of 7,
 skip 2 dc, 5 trb in next stitch,
(2 dc, ch 2, 2 dc) into the ch-space = middle
 5 trb in next stitch,
 skip 2 dc, sc into the ch-space of 7,

skip 1 dc, 9 trb into the ch-space of 5,
 skip 1 dc, sc into the ch-space of 7,
 skip 2 dc, 5 trb in next stitch,
 2 dc into the ch-space, ch 1, dc into the ch-space

Row 7: ch 4, 2 dc into the ch-space, skip 2, (1 dc, ch 5, 1 dc) in next stitch,

ch 7, skip (4 trb, 1 sc and 4 trb), (1 dc, ch 5, 1 dc) in next stitch

- repeat until 2 stitches before the middle,

skip 2,

(2 dc, ch 2, 2 dc) into the ch-space = middle

skip 2, (1 dc, ch 5, 1 dc) in next stitch,

ch 7, skip (4 trb, 1 sc and 4 trb), (1 dc, ch 5, 1 dc) in next stitch

- repeat until 2 stitches before increase,

skip 2,

2 dc into the ch-space, ch 1, dc into the ch-space

Row 8: ch 4, 2 dc into the ch-space, skip 3, 9 trb into the ch-space of 5,

**skip 1 dc, sc into the ch-space of 7,*

skip 1 dc, 9 trb into the ch-space of 5 *-* repeat until 3 stitches before the middle,*

skip 3,

(2 dc, ch 2, 2 dc) into the ch-space = middle

skip 3, 9 trb into the ch-space of 5,

**skip 1 dc, sc into the ch-space of 7,*

skip 1 dc, 9 trb into the ch-space of 5 *-* repeat until 3 stitches before increase,*

skip 3,

2 dc into the ch-space, ch 1, dc into the ch-space

Row 9: ch 4, 2 dc into the ch-space, ch 5, skip 6, (1 dc, ch 5, 1 dc) in next stitch,

ch 7, skip (4 trb, 1 sc and 4 trb), (1 dc, ch 5, 1 dc) in next stitch

- repeat until 6 stitches before the middle,

ch 5, skip 6,

(2 dc, ch 2, 2 dc) into the ch-space = middle

ch 5, skip 6, (1 dc, ch 5, 1 dc) in next stitch,

ch 7, skip (4 trb, 1 sc and 4 trb), (1 dc, ch 5, 1 dc) in next stitch

- repeat until 6 stitches before increase,

ch 5, skip 6,

2 dc into the ch-space, ch 1, dc into the ch-space

Row 10: ch 4, 2 dc into the ch-space, 3 trb in next stitch, skip 1 dc, sc into the first ch-space of 5, skip 1 dc, 9 trb into the next ch-space of 5,

skip 1 dc, sc into the ch-space of 7,

skip 1 dc, 9 trb into the ch-space of 5,

skip 1 dc, sc into the ch-space of 7,

skip 1 dc, 9 trb into the ch-space of 5,

skip 1 dc, sc into the last ch-space of 5,

skip 1 dc, 3 trb in next stitch,

(2 dc, ch 2, 2 dc) into the ch-space = middle

3 trb in next stitch, skip 1 dc, sc into the first ch-space of 5, skip 1 dc, 9 trb into the next ch-space of 5,

skip 1 dc, sc into the ch-space of 7,
 skip 1 dc, 9 trb into the ch-space of 5,
 skip 1 dc, sc into the ch-space of 7,
 skip 1 dc, 9 trb into the ch-space of 5,
 skip 1 dc, sc into the last ch-space of 5,
 skip 1 dc, 3 trb in next stitch,
 2 dc into the ch-space, ch 1, dc into the ch-space

Row 11: ch 4, 2 dc into the ch-space, ch 2, 1 dc in next stitch, ch 7, skip (1 dc, 3 trb, 1sc and 4 trb),

(1 dc, ch 5, 1 dc) in next stitch, ch 7, skip (4 trb, 1 sc and 4 trb)

**-repeat until 1 stitch before the middle,*

dc in next stitch, ch 2,

(2 dc, ch 2, 2 dc) into the ch-space = middle

ch 2, dc in next stitch, ch 7, skip (1 dc, 3 trb, 1sc and 4 trb),

(1 dc, ch 5, 1 dc) in next stitch, ch 7, skip (4 trb, 1 sc and 4 trb)

**-repeat until 1 stitch before increase,*

dc in next stitch, ch 2,

2 dc into the ch-space, ch 1, dc into the ch-space

Row 12: ch 4, 2 dc into the ch-space, skip 2, 7 trb into the ch-space, skip 1 dc, sc into the ch-space of 7,

**skip 1 dc, 9 trb into the ch-space of 5,*

skip 1 dc, sc into the ch-space of 7 *- repeat until the last ch-space of 7 before the middle,*

skip 1 dc, 7 trb into the ch-space, skip 2,

(2 dc, ch 2, 2 dc) into the ch-space = middle

skip 2, 7 trb into the ch-space, skip 1 dc, sc into the ch-space of 7,

**skip 1 dc, 9 trb into the ch-space of 5,*

skip 1 dc, sc into the ch-space of 7 *- repeat until the last ch-space of 7 before increase,*

skip 1 dc, 7 trb into the ch-space, skip 2,

2 dc into the ch-space, ch 1, dc into the ch-space

Row 13: ch 4, 2 dc into the ch-space, ch 2, skip 4, (1 dc, ch 5, 1 dc) in next stitch,

ch 7, skip (4 trb, 1 sc and 4 trb), (1 dc, ch 5, 1 dc) in next stitch

**- repeat until 4 stitches before the middle,*

ch 2, skip 4,

(2 dc, ch 2, 2 dc) into the ch-space = middle

ch 2, skip 4, (1 dc, ch 5, 1 dc) in next stitch,

ch 7, skip (4 trb, 1 sc and 4 trb), (1 dc, ch 5, 1 dc) in next stitch

**- repeat until 4 stitches before increase,*

ch 2, skip 4,

2 dc into the ch-space, ch 1, dc into the ch-space

Row 14: ch 4, 3 dc into the ch-space, skip 1, sc in next stitch, skip 2 ch and 1 dc, 9 trb into the ch-space of 5,

**skip 1 dc, sc into the ch-space of 7,*

skip 1 dc, 9 trb into the ch-space of 5 *- repeat until last ch-space of 5 before the middle,*

skip 1 dc and 2 ch, sc in next stitch, skip 1,

(3 dc, ch 2, 3 dc) into the ch-space = middle

skip 1, sc in next stitch, skip 2 ch and 1 dc, 9 trb into the ch-space of 5,
 *skip 1 dc, sc into the ch-space of 7,
 skip 1 dc, 9 trb into the ch-space of 5* *-* repeat until last ch-space of 5 before increase,
 skip 1 dc and 2 ch, sc in next stitch, skip 1,
 3 dc into the ch-space, ch 1, dc into the ch-space

Row 15: ch 4, 2 dc into the ch-space, ch 8, skip (3 dc, 1 sc and 4 trb), sc in next stitch,
 ch 9, skip (4 trb, 1 sc and 4 trb), sc in next stitch *-* repeat until 8 stitches before the
 middle,
 ch 8, skip (4 trb, 1 sc and 3 dc),
(2 dc, ch 2, 2 dc) into the ch-space = middle
 ch 8, skip (3 dc, 1 sc and 4 trb), sc in next stitch,
 ch 9, skip (4 trb, 1 sc and 4 trb), sc in next stitch *-* repeat until 8 stitches before increase,
 ch 8, skip (4 trb, 1 sc and 3 dc),
 2 dc into the ch-space, ch 1, dc into the ch-space

Row 16: ch 4, 2 dc into the ch-space, dc in next 2 stitches, 8 dc into the ch-space, dc in sc,
 9 dc into the ch-space, dc in sc *-* repeat until last sc before the middle,
 8 dc into the ch-space, dc in next 2 stitches,
(2 dc, ch 2, 2 dc) into the ch-space = middle
 dc in next 2 stitches, 8 dc into the ch-space, dc in sc,
 9 dc into the ch-space, dc in sc *-* repeat until last sc before increase,
 8 dc into the ch-space, dc in next 2 stitches,
 2 dc into the ch-space, ch 1, dc into the ch-space

Row 17: ch 4, 2 dc into the ch-space, dc in all next stitches until the middle,
(2 dc, ch 2, 2 dc) into the ch-space = middle
 dc in all next stitches until increase,
 2 dc into the ch-space, ch 1, dc into the ch-space

Row 18: ch 4, 2 dc into the ch-space, ch 1, skip 1,
 dc in next stitch, ch 1, skip 1 *-* repeat until middle,
(2 dc, ch 2, 2 dc) into the ch-space = middle
 ch 1, skip 1,
 dc in next stitch, ch 1, skip 1 *-* repeat until increase,
 2 dc into the ch-space, ch 1, dc into the ch-space

Row 19: ch 4, 2 dc into the ch-space, dc in next 2 stitches, dc into the ch-space,
 dc in dc, dc into the ch-space *-* repeat until 2 stitches before the middle,
 dc in next 2 stitches,
(2 dc, ch 2, 2 dc) into the ch-space = middle
 dc in next 2 stitches, dc into the ch-space,
 dc in dc, dc into the ch-space *-* repeat until 2 stitches before increase,
 dc in next 2 stitches,
 2 dc into the ch-space, ch 1, dc into the ch-space

Row 20: ch 4, 2 dc into the ch-space, ch 1, skip 1,
 dc in next stitch, ch 1, skip 1 *-* repeat until middle,
(2 dc, ch 2, 2 dc) into the ch-space = middle

ch 1, skip 1,
 dc in next stitch, ch 1, skip 1 *-* repeat until increase,
 2 dc into the ch-space, ch 1, dc into the ch-space

Row 21: ch 4, 2 dc into the ch-space, dc in next 2 stitches, dc into the ch-space,
 dc in dc, dc into the ch-space *-* repeat until 2 stitches before the middle,
 dc in next 2 stitches,
(2 dc, ch 2, 2 dc) into the ch-space = middle
 dc in next 2 stitches, dc into the ch-space,
 dc in dc, dc into the ch-space *-* repeat until 2 stitches before increase,
 dc in next 2 stitches,
 2 dc into the ch-space, ch 1, dc into the ch-space

Row 22: ch 4, 2 dc into the ch-space, dc in all next stitches until the middle,
(2 dc, ch 2, 2 dc) into the ch-space = middle
 dc in all next stitches until increase,
 2 dc into the ch-space, ch 1, dc into the ch-space

Row 23: ch 4, 2 dc into the ch-space, ch 2, skip 4, (1 dc, ch 5, 1 dc) in next stitch,
 ch 7, skip 9, (1 dc, ch 5, 1 dc) in next stitch
 - repeat until 4 stitches before the middle,
 ch 2, skip 4,
(2 dc, ch 2, 2 dc) into the ch-space = middle
 ch 2, skip 4, (1 dc, ch 5, 1 dc) in next stitch,
 ch 7, skip 9, (1 dc, ch 5, 1 dc) in next stitch
 - repeat until 4 stitches before increase,
 ch 2, skip 4,
 2 dc into the ch-space, ch 1, dc into the ch-space

Row 24: ch 4, 3 dc into the ch-space, skip 1, sc in next stitch, skip 2 ch and 1 dc, 9 trb into
 the ch-space of 5,
 *skip 1 dc, sc into the ch-space of 7,
 skip 1 dc, 9 trb into the ch-space of 5* *-* repeat until last ch-space of 5 before the middle,
 skip 1 dc and 2 ch, sc in next stitch, skip 1,
(3 dc, ch 2, 3 dc) into the ch-space = middle
 skip 1, sc in next stitch, skip 2 ch and 1 dc, 9 trb into the ch-space of 5,
 *skip 1 dc, sc into the ch-space of 7,
 skip 1 dc, 9 trb into the ch-space of 5* *-* repeat until last ch-space of 5 before increase,
 skip 1 dc and 2 ch, sc in next stitch, skip 1,
 3 dc into the ch-space, ch 1, dc into the ch-space

Row 25: ch 4, 2 dc into the ch-space, dc in next stitch, ch 7, skip (2 dc, 1 sc and 4 trb),
 (1 dc, ch 5, 1 dc) in next stitch,
 ch 7, skip (4 trb, 1 sc and 4 trb), (1 dc, ch 5, 1 dc) in next stitch
 - repeat until 8 stitches before the middle,
 ch 7, skip (4 trb, 1 sc and 2 dc), dc in next stitch,
(2 dc, ch 2, 2 dc) into the ch-space = middle
 dc in next stitch, ch 7, skip (2 dc, 1 sc and 4 trb),
 (1 dc, ch 5, 1 dc) in next stitch,

ch 7, skip (4 trb, 1 sc and 4 trb), (1 dc, ch 5, 1 dc) in next stitch
 - repeat until 8 stitches before increase,
 ch 7, skip (4 trb, 1 sc and 2 dc), dc in next stitch,
 2 dc into the ch-space, ch 1, dc into the ch-space

Row 26: ch 4, 2 dc into the ch-space, 5 trb in next stitch,
 skip 2 dc, sc into the ch-space of 7,
 *skip 1 dc, 9 trb into the ch-space of 5,
 skip 1 dc, sc into the ch-space of 7*
 repeat until last ch-space of 7 before the middle,
 skip 2 dc, 5 trb in next stitch,
(2 dc, ch 2, 2 dc) into the ch-space = middle
 5 trb in next stitch,
 skip 2 dc, sc into the ch-space of 7,
 *skip 1 dc, 9 trb into the ch-space of 5,
 skip 1 dc, sc into the ch-space of 7*
 repeat until last ch-space of 7 before increase,
 skip 2 dc, 5 trb in next stitch, ,
 2 dc into the ch-space, ch 1, dc into the ch-space

Row 27: ch 4, 2 dc into the ch-space, skip 2, (1 dc, ch 5, 1 dc) in next stitch,
 ch 7, skip (4 trb, 1 sc and 4 trb), (1 dc, ch 5, 1 dc) in next stitch
 - repeat until 2 stitches before the middle,
 skip 2,
(2 dc, ch 2, 2 dc) into the ch-space = middle
 skip 2, (1 dc, ch 5, 1 dc) in next stitch,
 ch 7, skip (4 trb, 1 sc and 4 trb), (1 dc, ch 5, 1 dc) in next stitch
 - repeat until 2 stitches before increase,
 skip 2,
 2 dc into the ch-space, ch 1, dc into the ch-space

Row 28: ch 4, 2 dc into the ch-space, skip 3, 9 trb into the ch-space of 5,
 *skip 1 dc, sc into the ch-space of 7,
 skip 1 dc, 9 trb into the ch-space of 5* *-* repeat until 3 stitches before the middle,
 skip 3,
(2 dc, ch 2, 2 dc) into the ch-space = middle
 skip 3, 9 trb into the ch-space of 5,
 *skip 1 dc, sc into the ch-space of 7,
 skip 1 dc, 9 trb into the ch-space of 5* *-* repeat until 3 stitches before increase,
 skip 3,
 2 dc into the ch-space, ch 1, dc into the ch-space

Row 29: ch 4, 2 dc into the ch-space, ch 5, skip 6, (1 dc, ch 5, 1 dc) in next stitch,
 ch 7, skip (4 trb, 1 sc and 4 trb), (1 dc, ch 5, 1 dc) in next stitch
 - repeat until 6 stitches before the middle,
 ch 5, skip 6,
(2 dc, ch 2, 2 dc) into the ch-space = middle
 ch 5, skip 6, (1 dc, ch 5, 1 dc) in next stitch,
 ch 7, skip (4 trb, 1 sc and 4 trb), (1 dc, ch 5, 1 dc) in next stitch

- repeat until 6 stitches before increase,
 ch 5, skip 6,
 2 dc into the ch-space, ch 1, dc into the ch-space

Row 30: ch 4, 2 dc into the ch-space, 3 trb in next stitch, skip 1 dc, sc into the first ch-space of 5, skip 1 dc, 9 trb into the next ch-space of 5,

*skip 1 dc, sc into the ch-space of 7,
 skip 1 dc, 9 trb into the ch-space of 5*

- repeat until second last ch-space before the middle,
 skip 1 dc, sc into the last ch-space of 5, skip 1 dc, 3 trb in next stitch,

(2 dc, ch 2, 2 dc) into the ch-space = middle

3 trb in next stitch, skip 1 dc, sc into the first ch-space of 5, skip 1 dc, 9 trb into the next ch-space of 5,

*skip 1 dc, sc into the ch-space of 7,
 skip 1 dc, 9 trb into the ch-space of 5*

- repeat until second last ch-space before increase,
 skip 1 dc, sc into the last ch-space of 5, skip 1 dc, 3 trb in next stitch,
 2 dc into the ch-space, ch 1, dc into the ch-space

Row 31: ch 4, 2 dc into the ch-space, ch 2, 1 dc in next stitch, ch 7, skip (1 dc, 3 trb, 1sc and 4 trb),

(1 dc, ch 5, 1 dc) in next stitch, ch 7, skip (4 trb, 1 sc and 4 trb)

*-*repeat until 1 stitch before the middle,
 dc in next stitch, ch 2,

(2 dc, ch 2, 2 dc) into the ch-space = middle

ch 2, dc in next stitch, ch 7, skip (1 dc, 3 trb, 1sc and 4 trb),

(1 dc, ch 5, 1 dc) in next stitch, ch 7, skip (4 trb, 1 sc and 4 trb)

*-*repeat until 1 stitch before increase,
 dc in next stitch, ch 2,

2 dc into the ch-space, ch 1, dc into the ch-space

Row 32: ch 4, 2 dc into the ch-space, skip 2, 7 trb into the ch-space, skip 1 dc, sc into the ch-space of 7,

*skip 1 dc, 9 trb into the ch-space of 5,

skip 1 dc, sc into the ch-space of 7* *-* repeat until the last ch-space of 7 before the middle,
 skip 1 dc, 7 trb into the ch-space, skip 2,

(2 dc, ch 2, 2 dc) into the ch-space = middle

skip 2, 7 trb into the ch-space, skip 1 dc, sc into the ch-space of 7,

*skip 1 dc, 9 trb into the ch-space of 5,

skip 1 dc, sc into the ch-space of 7* *-* repeat until the last ch-space of 7 before increase,
 skip 1 dc, 7 trb into the ch-space, skip 2,

2 dc into the ch-space, ch 1, dc into the ch-space

Row 33: ch 4, 2 dc into the ch-space, ch 2, skip 4, (1 dc, ch 5, 1 dc) in next stitch,

ch 7, skip (4 trb, 1 sc and 4 trb), (1 dc, ch 5, 1 dc) in next stitch

- repeat until 4 stitches before the middle,
 ch 2, skip 4,

(2 dc, ch 2, 2 dc) into the ch-space = middle

ch 2, skip 4, (1 dc, ch 5, 1 dc) in next stitch,

ch 7, skip (4 trb, 1 sc and 4 trb), (1 dc, ch 5, 1 dc) in next stitch

- repeat until 4 stitches before increase,

ch 2, skip 4,

2 dc into the ch-space, ch 1, dc into the ch-space

Row 34: ch 4, 3 dc into the ch-space, skip 1, sc in next stitch, skip 2 ch and 1 dc, 9 trb into the ch-space of 5,

*skip 1 dc, sc into the ch-space of 7,

skip 1 dc, 9 trb into the ch-space of 5* *-* repeat until last ch-space of 5 before the middle, skip 1 dc and 2 ch, sc in next stitch, skip 1,

(3 dc, ch 2, 3 dc) into the ch-space = middle

skip 1, sc in next stitch, skip 2 ch and 1 dc, 9 trb into the ch-space of 5,

*skip 1 dc, sc into the ch-space of 7,

skip 1 dc, 9 trb into the ch-space of 5* *-* repeat until last ch-space of 5 before increase, skip 1 dc and 2 ch, sc in next stitch, skip 1,







3 dc into the ch-space, ch 1, dc into the ch-space

Repeat the rows 15 to 34 until you reach your desired size.

Block the shawl and weave in the ends.

Enjoy!

Morben Design

-  Magic ring
-  chain
-  single crochet
-  double crochet
-  treble crochet
-  3 ch counts at the beginning as 1 dc

Green stitches are the previous row

