



Starlit Sky Scarf

No. 1026-203-5021

Skill level: Experienced

Measurements: approx. 38 cm x 210 cm

Crochet hook: 3,5 mm

Yarn: Universe

Sirius (#15) - 3 skeins

Buy your yarn here:

<http://shop.hobbii.com/starlit-sky-scarf>

Abbreviations:

ch - chain

st - stitch

sc - single crochet

dc - double crochet

ch-space - chain space

dc2tog - work 2 dc together

dc3tog - work 3 dc together

Stitch count must be a multiple of 16 and also of 3 + 6

Example: $6 \times 16 = 96$

$30 \times 3 + 6 = 96$

Turn your scarf after each row!



Start and row 1: Make 96 dc with a foundation chain

Row 2: ch 3 (counts at the beginning as 1 dc), dc in all stitches

Row 3: ch 3, dc in next 6 stitches, ch 3, skip 2, *dc in next 14 stitches, ch 3, skip 2* *-* repeat until 7 stitches before the end of the row, dc in last 7 stitches

Row 4: ch 3, dc in next 4 stitches, ch 3, skip 2, sc into the ch-space, ch 3, skip 2 dc, *dc in next 10 stitches, ch 3, skip 2 dc, sc into the ch-space, ch 3, skip 2 dc* *-* repeat until 5 stitches before the end of the row, dc in last 5 stitches

Row 5: ch 3, dc in next 2 stitches, ch 3, skip 2 dc, sc into the ch-space, ch 4, sc into the next ch-space, ch 3, skip 2 dc, *dc in next 6 stitches, ch 3, skip 2 dc, sc into the ch-space, ch 4, sc into the next ch-space, ch 3, skip 2 dc* *-* repeat until 3 stitches before the end of the row, dc in last 3 stitches

Row 6: ch 3, dc in next stitch, ch 3, skip 1 dc, sc into the ch-space, ch 4, sc into the next ch-space, ch 4, sc into the next ch-space, ch 3, skip 2 dc, dc in next 2 stitches, *ch 3, skip 2 dc, sc into the ch-space, ch 4, sc into the next ch-space, ch 4, sc into the next ch-space, ch 3, skip 2 dc, (at the last repeat before the end of the row, skip just 1 dc), dc in next 2 stitches* *-* repeat until the end of the row

Row 7: ch 3, dc in next stitch, dc into the ch-space, ch 3, sc into the next ch-space, ch 4, sc into the next ch-space, ch 3, *2 dc into the next ch-space, dc in next 2 stitches, 2 dc into the ch-space, ch 3, sc into the next ch-space, ch 4, sc into the next ch-space, ch 3* *-* repeat until last ch-space before the end of the row, dc into the ch-space, dc in last 2 stitches

Row 8: ch 3, dc in next 2 stitches, 2 dc into the ch-space, ch 3, sc into the next ch-space, ch 3, 2 dc into the next ch-space,
 dc in next 6 stitches, 2 dc into the ch-space, ch 3, sc into the next ch-space, ch 3, 2 dc into the next ch-space *-* repeat until 3 stitches before the end of the row, dc in last 3 stitches

Row 9: ch 3, dc in next 4 stitches, 2 dc into the ch-space, ch 3, skip sc, 2 dc into the next ch-space,
 dc in next 10 stitches, 2 dc into the ch-space, ch 3, skip sc, 2 dc into the next ch-space *-* repeat until 5 stitches before the end of the row, dc in last 5 stitches

Row 10: ch 3, dc in next 4 stitches, ch 3, skip 2, sc into the ch-space, ch 3, skip 2 dc,
 dc in next 10 stitches, ch 3, skip 2 dc, sc into the ch-space, ch 3, skip 2 dc *-* repeat until 5 stitches before the end of the row, dc in last 5 stitches

Row 11: ch 3, dc in next 2 stitches, ch 3, skip 2 dc, sc into the ch-space, ch 4, sc into the next ch-space, ch 3, skip 2 dc,
 dc in next 6 stitches, ch 3, skip 2 dc, sc into the ch-space, ch 4, sc into the next ch-space, ch 3, skip 2 dc *-* repeat until 3 stitches before the end of the row, dc in last 3 stitches

Row 12: ch 3, dc in next stitch, ch 3, skip 1 dc, sc into the ch-space, ch 4, sc into the next ch-space, ch 4, sc into the next ch-space, ch 3, skip 2 dc, dc in next 2 stitches,
 ch 3, skip 2 dc, sc into the ch-space, ch 4, sc into the next ch-space, ch 4, sc into the next ch-space, ch 3, skip 2 dc, (at the last repeat before the end of the row, skip just 1 dc), dc in next 2 stitches *-* repeat until the end of the row

Row 13: ch 3, dc in next stitch, dc into the ch-space, ch 3, sc into the next ch-space, ch 4, sc into the next ch-space, ch 3,
 2 dc into the next ch-space, dc in next 2 stitches, 2 dc into the ch-space, ch 3, sc into the next ch-space, ch 4, sc into the next ch-space, ch 3 *-* repeat until last ch-space before the end of the row, dc into the ch-space, dc in last 2 stitches

Row 14: ch 3, dc in next 2 stitches, 2 dc into the ch-space, ch 3, sc into the next ch-space, ch 3, 2 dc into the next ch-space,
 dc in next 6 stitches, 2 dc into the ch-space, ch 3, sc into the next ch-space, ch 3, 2 dc into the next ch-space *-* repeat until 3 stitches before the end of the row, dc in last 3 stitches

Row 15: ch 3, dc in next 4 stitches, 2 dc into the ch-space, ch 3, skip sc, 2 dc into the next ch-space,
 dc in next 10 stitches, 2 dc into the ch-space, ch 3, skip sc, 2 dc into the next ch-space *-* repeat until 5 stitches before the end of the row, dc in last 5 stitches

Row 16: ch 3, dc in next 4 stitches, ch 3, skip 2, sc into the ch-space, ch 3, skip 2 dc,
 dc in next 10 stitches, ch 3, skip 2 dc, sc into the ch-space, ch 3, skip 2 dc *-* repeat until 5 stitches before the end of the row, dc in last 5 stitches

Row 17: ch 3, dc in next 2 stitches, ch 3, skip 2 dc, sc into the ch-space, ch 4, sc into the next ch-space, ch 3, skip 2 dc,

dc in next 6 stitches, ch 3, skip 2 dc, sc into the ch-space, ch 4, sc into the next ch-space, ch 3, skip 2 dc *-* repeat until 3 stitches before the end of the row, dc in last 3 stitches

Row 18: ch 3, dc in next stitch, ch 3, skip 1 dc, sc into the ch-space, ch 4, sc into the next ch-space, ch 4, sc into the next ch-space, ch 3, skip 2 dc, dc in next 2 stitches,
ch 3, skip 2 dc, sc into the ch-space, ch 4, sc into the next ch-space, ch 4, sc into the next ch-space, ch 3, skip 2 dc, (at the last repeat before the end of the row, skip just 1 dc), dc in next 2 stitches *-* repeat until the end of the row

Row 19: ch 3, dc in next stitch, dc into the ch-space, ch 3, sc into the next ch-space, ch 4, sc into the next ch-space, ch 3,
2 dc into the next ch-space, dc in next 2 stitches, 2 dc into the ch-space, ch 3, sc into the next ch-space, ch 4, sc into the next ch-space, ch 3 *-* repeat until last ch-space before the end of the row, dc into the ch-space, dc in last 2 stitches

Row 20: ch 3, dc in next 2 stitches, 2 dc into the ch-space, ch 3, sc into the next ch-space, ch 3, 2 dc into the next ch-space,
dc in next 6 stitches, 2 dc into the ch-space, ch 3, sc into the next ch-space, ch 3, 2 dc into the next ch-space *-* repeat until 3 stitches before the end of the row, dc in last 3 stitches

Row 21: ch 3, dc in next 4 stitches, 2 dc into the ch-space, ch 2, skip sc, 2 dc into the next ch-space,
dc in next 10 stitches, 2 dc into the ch-space, ch 2, skip sc, 2 dc into the next ch-space *-* repeat until 5 stitches before the end of the row, dc in last 5 stitches

Row 22: ch 3, dc in next 6 stitches, 2 dc into the ch-space,
dc in next 14 stitches, 2 dc into the ch-space *-* repeat until 7 stitches before the end of the row, dc in last 7 stitches

Row 23: ch 3, dc in next 2 stitches, *ch 1, skip 1, dc in next stitch* *-* repeat until 1 stitch before the end of the row, dc in last stitch

Row 24: ch 3, dc in next stitch, *dc into the ch-space, dc in next stitch* *-* repeat until 2 stitches before the end of the row, dc in last 2 stitches

Row 25: ch 3, dc2tog, ch 3, *dc3tog, ch 3* *-* repeat until 3 stitches before the end of the row, dc2tog, dc in last stitch

Row 26: ch 3, dc in next stitch, ch 2, sc into the ch-space, *ch 3, skip dc3tog, sc into the ch-space* *-* repeat until the last ch-space, ch 2, dc in last 2 stitches

Row 27: ch 3, 2 dc in next stitch, skip 2 ch and sc, 3 dc into the ch-space,
skip sc, 3 dc into the next ch-space *-* repeat until the second last ch-space, skip sc and 2 ch, 2 dc in next stitch, dc in last stitch

Row 28: ch 3, dc in all stitches

Row 29: ch 3, dc in next 2 stitches, *ch 1, skip 1, dc in next stitch* *-* repeat until 1 stitch before the end of the row, dc in last stitch

Row 30: ch 3, dc in next stitch, *dc into the ch-space, dc in next stitch* *-* repeat until 2 stitches before the end of the row, dc in last 2 stitches

At the end of the first 30 rows, please weigh the crocheted scarf, you will need the same grams for the third part.

At the end of the following repeating rows, your yarn(cake) should have the same approximate weight.

Repeating rows

R-Row 1: ch 3, 2 dc in next stitch, skip 2, *3 dc in next stitch, skip 2* *-* repeat until 2 stitches before the end of the row, 2 dc in next stitch, dc in last stitch

R-Row 2: ch 3, dc2tog, ch 2, *dc3tog, ch 2* *-* repeat until 3 stitches before the end of the row, dc2tog, dc in last stitch

R-Row 3: ch 3, dc in next stitch, 3 dc into the ch-space, *skip dc3tog, 3 dc into the ch-space* *-* repeat until the second last ch-space, skip dc3tog, 2 dc into the ch-space, dc in last 2 stitches

R-Row 4: ch 3, dc in next stitch, dc2tog, *ch 2, dc3tog* *-* repeat until 2 stitches before the end of the row, ch 1, dc in last 2 stitches

R-Row 5: ch 3, 2 dc in next stitch, skip both the 1 ch and the dc3tog, *3 dc into the ch-space, skip dc3tog* *-* repeat until 2 stitches before the end of the row, 2 dc in next stitch, dc in last stitch

R-Row 6: ch 3, dc2tog, ch 2, *dc3tog, ch 2* *-* repeat until 3 stitches before the end of the row, dc2tog, dc in last stitch

R-Row 7: ch 3, dc in next stitch, 3 dc into the ch-space, *skip dc3tog, 3 dc into the ch-space* *-* repeat until the second last ch-space, skip dc3tog, 2 dc into the ch-space, dc in last 2 stitches

Now repeat R-Row4 to R-Row 7 until the leftover yarn has approx. the same weight as the first part of the scarf.

Ending Rows

E-Row 1: ch 3, dc in all stitches

E-Row 2: ch 3, dc in next 2 stitches, *ch 1, skip 1, dc in next stitch* *-* repeat until 1 stitch before the end of the row, dc in last stitch

E-Row 3: ch 3, dc in next stitch, *dc into the ch-space, dc in next stitch* *-* repeat until 2 stitches before the end of the row, dc in last 2 stitches

E-Row 4: ch 3, dc2tog, ch 3, *dc3tog, ch 3* *-* repeat until 3 stitches before the end of the row, dc2tog, dc in last stitch

E-Row 5: ch 3, dc in next stitch, ch 2, sc into the ch-space, *ch 3, skip dc3tog, sc into the ch-space* *-* repeat until the last ch-space, ch 2, dc in last 2 stitches

E-Row 6: ch 3, 2 dc in next stitch, skip 2 ch and sc, 3 dc into the ch-space, *skip sc, 3 dc into the next ch-space* *-* repeat until the second last ch-space, skip sc and 2 ch, 2 dc in next stitch, dc in last stitch

E-Row 7: ch 3, dc in all stitches

E-Row 8: ch 3, dc in next 2 stitches, *ch 1, skip 1, dc in next stitch* *-* repeat until 1 stitch before the end of the row, dc in last stitch

E-Row 9: ch 3, dc in next stitch, *dc into the ch-space, dc in next stitch* *-* repeat until 2 stitches before the end of the row, dc in last 2 stitches

E-Row 10: ch 3, dc in next 6 stitches, ch 3, skip 2, *dc in next 14 stitches, ch 3, skip 2* *-* repeat until 7 stitches before the end of the row, dc in last 7 stitches

E-Row 11: ch 3, dc in next 4 stitches, ch 3, skip 2, sc into the ch-space, ch 3, skip 2 dc, *dc in next 10 stitches, ch 3, skip 2 dc, sc into the ch-space, ch 3, skip 2 dc* *-* repeat until 5 stitches before the end of the row, dc in last 5 stitches

E-Row 12: ch 3, dc in next 2 stitches, ch 3, skip 2 dc, sc into the ch-space, ch 4, sc into the next ch-space, ch 3, skip 2 dc, *dc in next 6 stitches, ch 3, skip 2 dc, sc into the ch-space, ch 4, sc into the next ch-space, ch 3, skip 2 dc* *-* repeat until 3 stitches before the end of the row, dc in last 3 stitches

E-Row 13: ch 3, dc in next stitch, ch 3, skip 1 dc, sc into the ch-space, ch 4, sc into the next ch-space, ch 4, sc into the next ch-space, ch 3, skip 2 dc, dc in next 2 stitches, *ch 3, skip 2 dc, sc into the ch-space, ch 4, sc into the next ch-space, ch 4, sc into the next ch-space, ch 3, skip 2 dc, (at the last repeat before the end of the row, skip just 1 dc), dc in next 2 stitches* *-* repeat until the end of the row

E-Row 14: ch 3, dc in next stitch, dc into the ch-space, ch 3, sc into the next ch-space, ch 4, sc into the next ch-space, ch 3, *2 dc into the next ch-space, dc in next 2 stitches, 2 dc into the ch-space, ch 3, sc into the next ch-space, ch 4, sc into the next ch-space, ch 3* *-* repeat until last ch-space before the end of the row, dc into the ch-space, dc in last 2 stitches

E-Row 15: ch 3, dc in next 2 stitches, 2 dc into the ch-space, ch 3, sc into the next ch-space, ch 3, 2 dc into the next ch-space, *dc in next 6 stitches, 2 dc into the ch-space, ch 3, sc into the next ch-space, ch 3, 2 dc into the next ch-space* *-* repeat until 3 stitches before the end of the row, dc in last 3 stitches

E-Row 16: ch 3, dc in next 4 stitches, 2 dc into the ch-space, ch 3, skip sc, 2 dc into the next ch-space,

dc in next 10 stitches, 2 dc into the ch-space, ch 3, skip sc, 2 dc into the next ch-space* *- repeat until 5 stitches before the end of the row, dc in last 5 stitches

E-Row 17: ch 3, dc in next 4 stitches, ch 3, skip 2, sc into the ch-space, ch 3, skip 2 dc,

dc in next 10 stitches, ch 3, skip 2 dc, sc into the ch-space, ch 3, skip 2 dc *- repeat until 5 stitches before the end of the row, dc in last 5 stitches

E-Row 18: ch 3, dc in next 2 stitches, ch 3, skip 2 dc, sc into the ch-space, ch 4, sc into the next ch-space, ch 3, skip 2 dc,

dc in next 6 stitches, ch 3, skip 2 dc, sc into the ch-space, ch 4, sc into the next ch-space, ch 3, skip 2 dc* *- repeat until 3 stitches before the end of the row, dc in last 3 stitches

E-Row 19: ch 3, dc in next stitch, ch 3, skip 1 dc, sc into the ch-space, ch 4, sc into the next ch-space, ch 4, sc into the next ch-space, ch 3, skip 2 dc, dc in next 2 stitches,

ch 3, skip 2 dc, sc into the ch-space, ch 4, sc into the next ch-space, ch 4, sc into the next ch-space, ch 3, skip 2 dc, (at the last repeat before the end of the row, skip just 1 dc), dc in next 2 stitches* *- repeat until the end of the row

E-Row 20: ch 3, dc in next stitch, dc into the ch-space, ch 3, sc into the next ch-space, ch 4, sc into the next ch-space, ch 3,

2 dc into the next ch-space, dc in next 2 stitches, 2 dc into the ch-space, ch 3, sc into the next ch-space, ch 4, sc into the next ch-space, ch 3

- repeat until last ch-space before the end of the row, dc into the ch-space, dc in last 2 stitches

E-Row 21: ch 3, dc in next 2 stitches, 2 dc into the ch-space,

ch 3, sc into the next ch-space, ch 3, 2 dc into the next ch-space,

dc in next 6 stitches, 2 dc into the ch-space, ch 3, sc into the next ch-space, ch 3, 2 dc into the next ch-space* *- repeat until 3 stitches before the end of the row, dc in last 3 stitches

E-Row 22: ch 3, dc in next 4 stitches, 2 dc into the ch-space, ch 3, skip sc, 2 dc into the next ch-space,

dc in next 10 stitches, 2 dc into the ch-space, ch 3, skip sc, 2 dc into the next ch-space* *- repeat until 5 stitches before the end of the row, dc in last 5 stitches

E-Row 23: ch 3, dc in next 4 stitches, ch 3, skip 2, sc into the ch-space, ch 3, skip 2 dc,

dc in next 10 stitches, ch 3, skip 2 dc, sc into the ch-space, ch 3, skip 2 dc *- repeat until 5 stitches before the end of the row, dc in last 5 stitches

E-Row 24: ch 3, dc in next 2 stitches, ch 3, skip 2 dc, sc into the ch-space, ch 4, sc into the next ch-space, ch 3, skip 2 dc,

dc in next 6 stitches, ch 3, skip 2 dc, sc into the ch-space, ch 4, sc into the next ch-space, ch 3, skip 2 dc* *- repeat until 3 stitches before the end of the row, dc in last 3 stitches

E-Row 25: ch 3, dc in next stitch, ch 3, skip 1 dc, sc into the ch-space, ch 4, sc into the next ch-space, ch 4, sc into the next ch-space, ch 3, skip 2 dc, dc in next 2 stitches,

ch 3, skip 2 dc, sc into the ch-space, ch 4, sc into the next ch-space, ch 4, sc into the next ch-space, ch 3, skip 2 dc, (at the last repeat before the end of the row, skip just 1 dc), dc in next 2 stitches *-* repeat until the end of the row

E-Row 26: ch 3, dc in next stitch, dc into the ch-space, ch 3, sc into the next ch-space, ch 4, sc into the next ch-space, ch 3, *2 dc into the next ch-space, dc in next 2 stitches, 2 dc into the ch-space, ch 3, sc into the next ch-space, ch 4, sc into the next ch-space, ch 3* *-* repeat until last ch-space before the end of the row, dc into the ch-space, dc in last 2 stitches

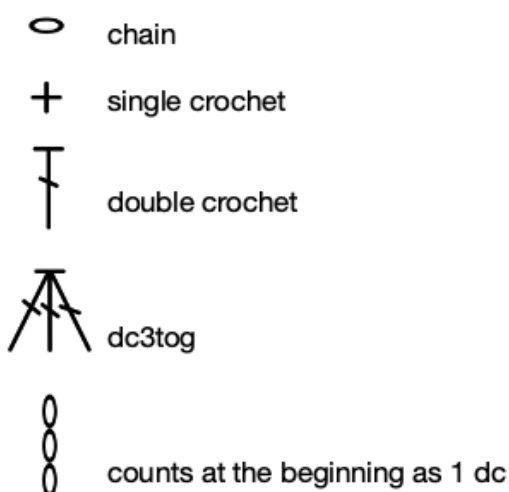
E-Row 27: ch 3, dc in next 2 stitches, 2 dc into the ch-space, ch 3, sc into the next ch-space, ch 3, 2 dc into the next ch-space, *dc in next 6 stitches, 2 dc into the ch-space, ch 3, sc into the next ch-space, ch 3, 2 dc into the next ch-space* *-* repeat until 3 stitches before the end of the row, dc in last 3 stitches


E-Row 28: ch 3, dc in next 4 stitches, 2 dc into the ch-space, ch 2, skip sc, 2 dc into the next ch-space, *dc in next 10 stitches, 2 dc into the ch-space, ch 2, skip sc, 2 dc into the next ch-space* *-* repeat until 5 stitches before the end of the row, dc in last 5 stitches

E-Row 29: ch 3, dc in next 6 stitches, 2 dc into the ch-space, *dc in next 14 stitches, 2 dc into the ch-space* *-* repeat until 7 stitches before the end of the row, dc in last 7 stitches

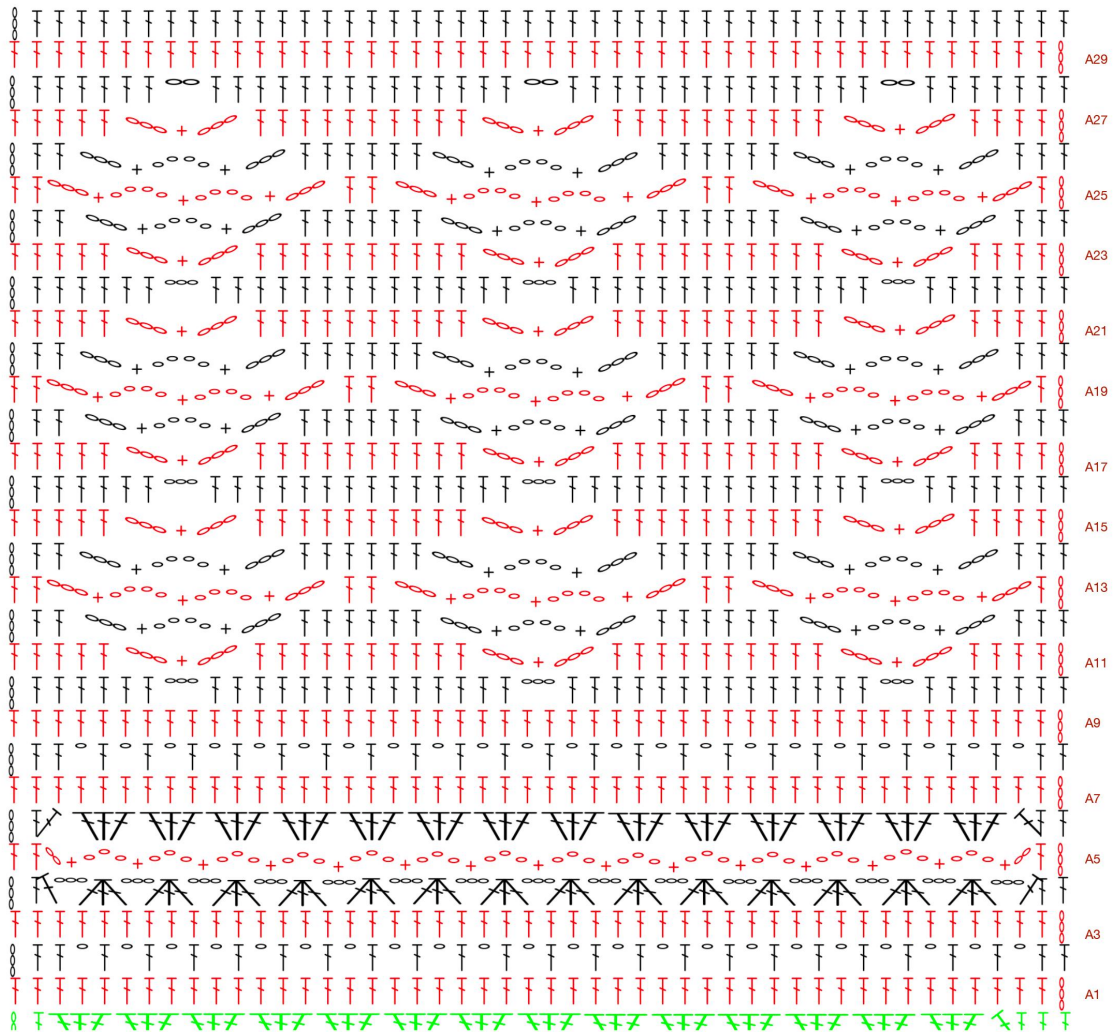
E-Row 30: ch 3, dc in all stitches

Block the scarf if needed and weave in the ends.





Ending rows



Enjoy!
Morben Design